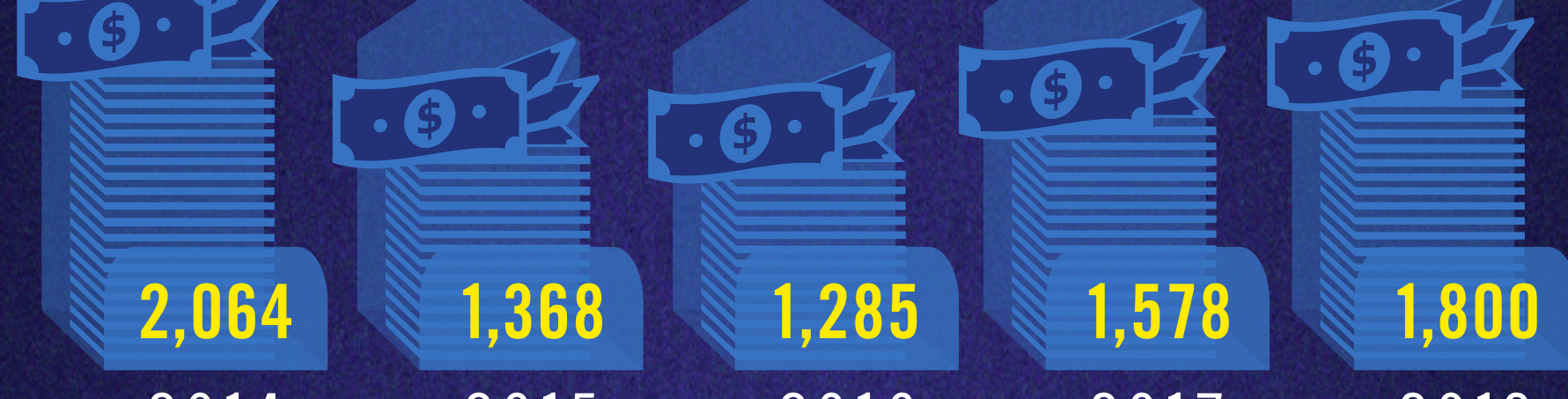


# (PACKAGING) MARKET RUSSIA

## ECONOMIC GROWTH

2019: FORECAST  
APPROX. 1,800 \$ BILLION



## RUSSIAN EXPORTS IN 2017

59 % Energy Minerals  
11 % Metal  
8 % Machinery, Equipment, Vehicles  
7 % Chemistry and Rubber  
6 % Agricultural Raw Materials  
9 % Other Exports

EXPORT HIT  
**59 %**  
ENERGY MINERALS

## PACKAGING MACHINERY

- 8.2 %

COMPARED TO  
PREVIOUS YEAR

RUSSIAN EXPORTS  
OF PACKAGING MACHINERY  
THE EQUIVALENT OF  
**€ 33 M IN 2017**

MACHINERY IMPORTS  
THE EQUIVALENT OF  
**€ 644 M IN 2017**

GERMAN MARKET SHARE:

ONE IN THREE MACHINES COMES FROM GERMANY

APPROX. 11 % MORE THAN LAST YEAR

**€ 35,279 M**

WORLDWIDE PRODUCTION IN 2016

## BREAKDOWN OF PACKAGING MATERIAL MARKET

18 %  
RIGID  
PLASTIC  
PACKAGING

20 %  
FLEXIBLE  
PLASTIC  
PACKAGING

12 %  
GLASS  
PACKAGING

10 %  
METAL  
PACKAGING

33 %  
PAPER AND  
CARTON

## PACKAGING INDUSTRY: A MARKET WITH POTENTIAL

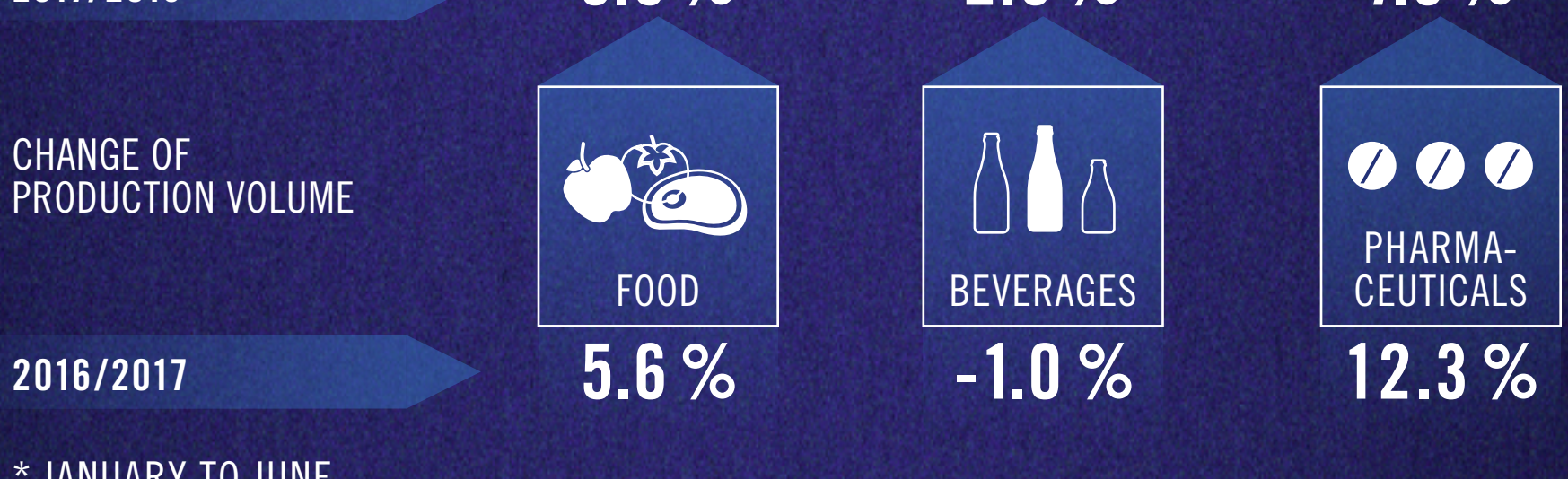
**2,000**  
COMPANIES

PRODUCTION AND DISTRIBUTION  
OF PACKAGING MACHINES  
THROUGH **900** COMPANIES

**€ 200 M**

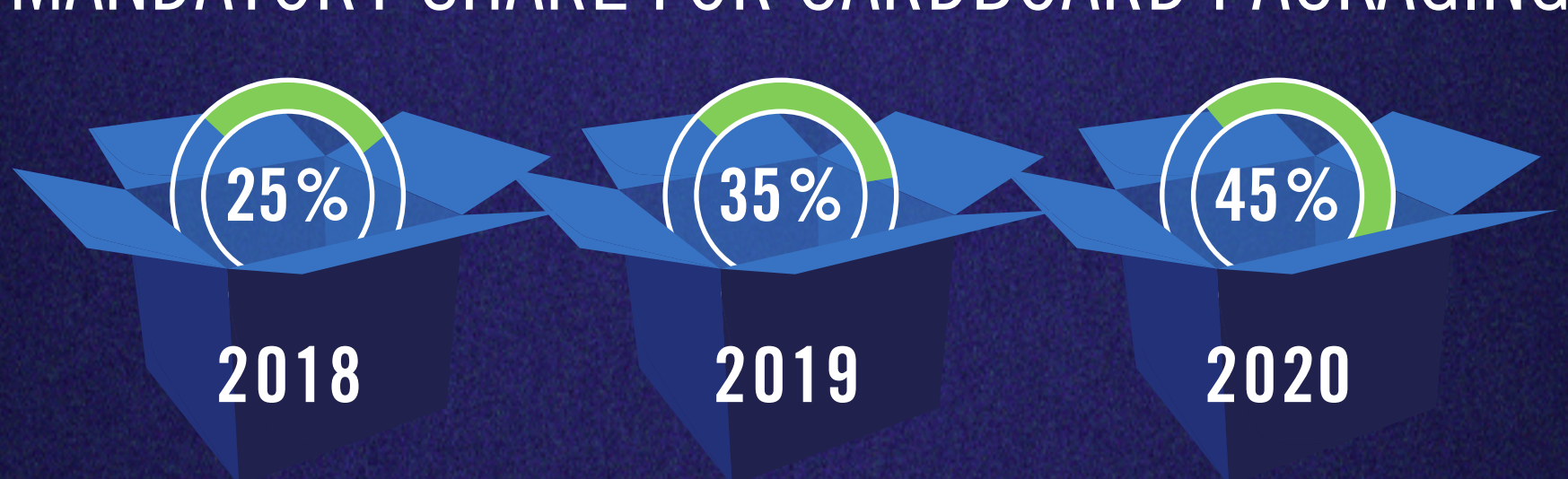
PRODUCTION VOLUME  
OF RUSSIAN COMPANIES IN 2017

## IMPORTANT BUYER MARKETS FOR THE PACKAGING SECTOR



\* JANUARY TO JUNE

## STRICTER RECYCLING SPECIFICATIONS MANDATORY SHARE FOR CARDBOARD PACKAGING



## LABELLING FOR PACKAGING

**VOLUNTARY USE OF THE  
TRAFFIC LIGHT SYSTEM**

RED LABELLING  
PER 100 GRAM

SALT  
0.7

FAT  
18

SUGAR  
22